

Kamanwala Housing Construction Ltd.

Kamanwala Housing Construction Ltd. | BSE Code: 511131 | Market Data as on Date: 17 Feb 2017

Current Price (₹)	17.70	Market Cap (₹ Crores)	24.94	Book Value (₹)	57.26
52 Week High (₹)	20.90	Shares Outstanding	140,93,160	P/B Ratio	0.31
52 Week Low (₹)	12.60	Beta - Sensex	0.21	Earnings Per Share (₹)	-
Face Value per Share (₹)	10.00	Dividend Yield (%)	-	P/E Ratio	-

Company Info:

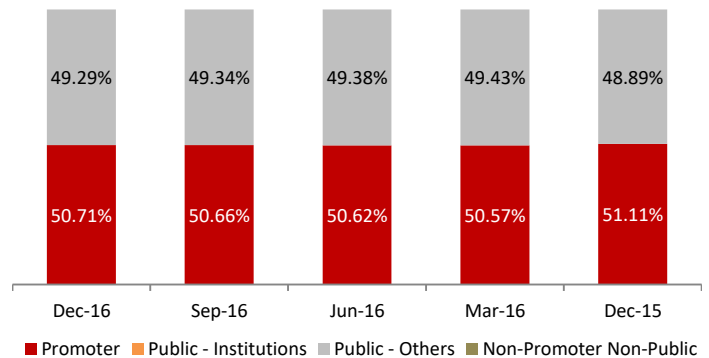
Kamanwala Housing Construction Limited constructs and develops residential flats, commercial premises, and industrial galas in India. In the real estate business, the Company has completed many prestigious residential and commercial complexes. The commercial building project "Kamanwala Chambers" undertaken by the Company at Mahim was completed in 1995. As a part of its diversification, the Company has decided to amalgamate Shree Saibaba Castings Pvt Ltd, which has a mini steel plant at Nasik, with it. It also plans to venture into the financing of ship breaking business. The Company commenced one more construction work at Andheri, Mumbai. The Company was formerly known as Kamanwala Industries Limited and changed its name to Kamanwala Housing Construction Limited in November 2006. Kamanwala Housing Construction Limited was incorporated in 1984 and is based in Mumbai, India.

Peer Comparison

	Kamanwala Housing	Tirupati Sarjan	National Standard
Sales	29.20	33.27	28.10
PAT	1.37	2.10	11.22
Equity	14.09	16.50	20.00
EPS	-	-	5.61
OPM %	15.20	12.61	82.48
NPM %	4.71	6.30	39.92

* Peers are grouped according to sector and market cap

Shareholding Pattern



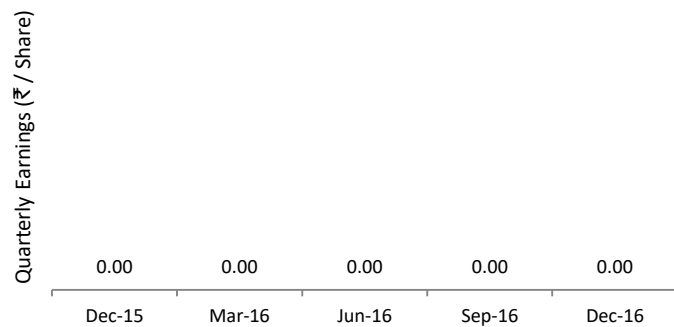
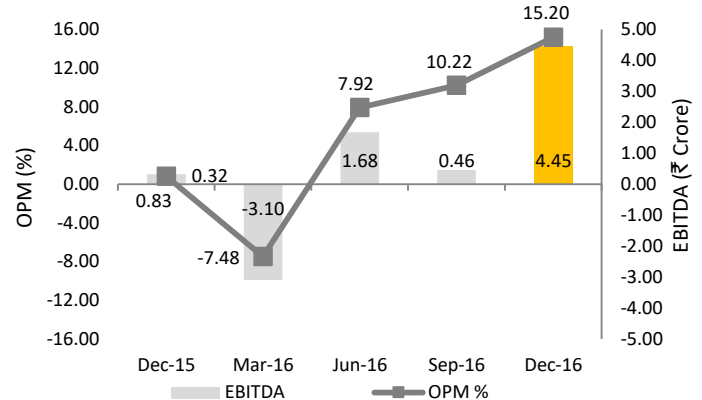
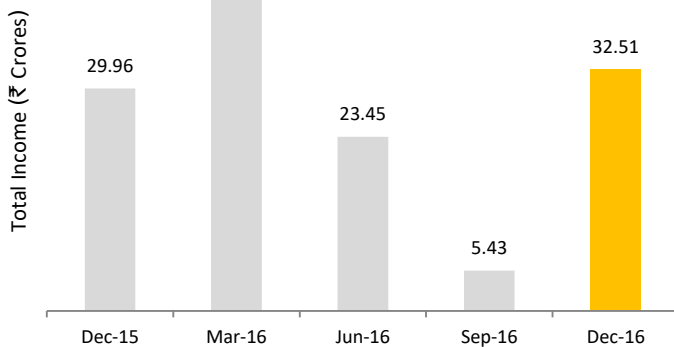
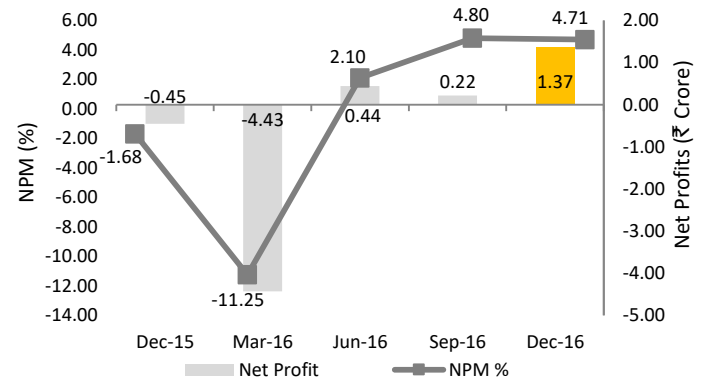
Quarterly Review - Dec 16:

The Company has recorded revenues of ₹ 29.2 Crores during the current quarter as against ₹ 26.87 Crores for the corresponding quarter last year. EBITDA margins for the current quarter increased to 15.24% in Dec quarter this year as compared to 1.19% in the same quarter previous year. The Profit after Tax (PAT) for the current quarter stood at ₹ 1.37 Crores.

Quarterly Results:

Income Statement

	Figures in ₹ Crores							
	Dec-16	% of (1)	Dec-15	% of (1)	Sep-16	% of (1)	Jun-16	% of (1)
Revenue	29.20		26.87		4.54		21.17	
Total Income	32.51		29.96		5.43		23.45	
Expenditure	(28.07)	-96.13%	(29.73)	-110.64%	(4.97)	-109.47%	(21.78)	-102.88%
Interest	(2.94)	-10.07%	(0.70)	-2.61%	(0.18)	-3.96%	(1.17)	-5.53%
PBDT	1.51	5.17%	(0.38)	-1.41%	0.28	6.17%	0.51	2.41%
PBIDT	4.45	15.24%	0.32	1.19%	0.46	10.13%	1.68	7.94%
Depreciation	(0.14)	-0.48%	(0.07)	-0.26%	(0.07)	-1.54%	(0.07)	-0.33%
PBT	1.36	4.66%	(0.46)	-1.71%	0.21	4.63%	0.44	2.08%
Tax	0.01	0.03%	-	-	0.01	0.22%	0.01	0.05%
Net Profit	1.37	4.69%	(0.45)	-1.67%	0.22	4.85%	0.44	2.08%

Quarter on Quarter Changes:
Quarterly EPS History

Operational Profitability

Quarterly Income Growth

Quarterly PAT Margins


DISCLOSURE: THIS REPORT HAS BEEN SPONSORED BY BSE - INVESTOR PROTECTION FUND TRUST

RESEARCH ANALYST: WAHEED SHAIKH

DISCLAIMER: While SES has made every effort and has exercised due skill, care and diligence in compiling this report based on publicly available information, it neither guarantees its accuracy, completeness or usefulness, nor assumes any liability whatsoever for any consequence from its use. This report does not have any approval, express or implied, from any authority, nor is it required to have such approval. The users are strongly advised to exercise due diligence while using this report. This report in no manner constitutes an offer, solicitation or advice to buy or sell securities, nor solicits votes or proxies on behalf of any party. SES has no financial liability whatsoever, to the subscribers / users of this report. The report is released in India and SES has ensured that it is in accordance with Indian laws. Person resident outside India shall ensure that laws in their country are not violated while using this report; SES shall not be responsible for any such violation. This report should not be reproduced or redistributed or communicated directly or indirectly in any form to any other person - especially outside India or published or copied in whole or in part, for any purpose.

ABOUT SES: Stakeholders' Empowerment Services is a not for profit initiative of like-minded people with a vision to achieve a corporate governance state where all stakeholders are treated in just and fair manner. We believe that this journey can be possible only with active participation of all stakeholders. For more information please contact SES at +91 22 4022 0322, or via e-mail: info@sesgovernance.com

SEBI Reg. No. INH000000016

Stakeholders' Education | Proxy Advisory | Corporate Governance Research | Corporate Governance Score